



During a walk, have kids stand still in complete silence for several minutes and listen carefully to the birds calling around them. Can they count how many different songs they hear?

### **MAKE IT FUN**

While on a walk **Be Like a Bird:**

**BE A PIGEON:** Take short steps like a pigeon, holding hands behind your back and bobbing your head.

**BE A HAWK:** Soar like a hawk, spreading arms wide and gently tipping body and arms back and forth.

**BE A PENGUIN:** Waddle like a penguin, holding arms at a slight angle away from body and shuffling with very small steps.

**BE A ROBIN:** Just like robins: step, step, step, and then stop and tip your head to listen for worms

## DIY TUBE BINOCULARS

Binoculars are a great way to watch animals including birds and butterflies. If you have a pair, that's great. If you don't you can make your own. These simple binoculars will help your eyes focus on the critters you see.

### THINGS YOU'LL NEED:

2 cardboard tubes or toilet paper rolls

Duct tape any color

Hole punch

String, yarn or ribbon

1. Line up the tubes next to each other lengthwise and wrap duct tape around each tube and then a long strip to tape them together
2. Punch a hole on the outside edge of each tube
3. Tie a strand of ribbon, string or year through the punched holes to make a loop big enough to fit over your head. The binoculars should hang down to the middle of your chest.



# Birding NO-PICK Scavenger Hunt

<p><b>A Bird Singing</b></p> 	<p>A male bird sings the unique song of his species to attract a mate. The better he sings, the more likely he is to entice a female. A male bird also sings to stake out his territory.</p>	<p><b>A Vernal Pool</b></p> 
 <p>Listen for 3 different bird calls</p>	<p><b>A bird swimming in a pond</b></p> 	<p><b>A bird perched on a tree</b></p> 
<p><b>Woodpecker holes</b></p> 	<p><b>TWIGS</b></p> 	<p>Birds use many types of materials to make their nests including mud, twigs, grasses and even spider webs!</p>
 <p>Chickadee</p>	<p>Chickadees feed their young exclusively on caterpillars. One nest of baby chickadees needs 7000-10,000 caterpillars until they fledge.</p>	<p><b>MUD</b></p> 

## **Build a Nest**

It's amazing how with just two feet and a beak, birds can weave all sorts of materials into nests. Some use mud to hold them together (think robin) and some use spider webs! (think hummingbird).

Of all birds in the world, Bald Eagles hold the record for the biggest nest ever built. One nest in Florida was over 19 feet deep, 9 feet wide and weighed almost 3 tons!

Gather up the same sorts of materials that birds use – dried grasses, twigs, feathers, moss, plant fluff and bark and see if you can build a nest.



## Make a Bird Mask



### THINGS YOU'LL NEED:

Paper Plate

Scissors

Glue

Feathers (from craft store)

1. Cut a paper plate in half
2. Cut in eye holes
3. Decorate with feathers

---

## ***BUTTERFLIES and BEES***

*On Gossamer Wings*

---



Embark on a butterfly adventure! Journey through the world of these vibrant insects. Create a butterfly feeder and a butterfly mask

### **Make it FUN**

#### **Make a butterfly feeder**

**THINGS YOU'LL NEED:**

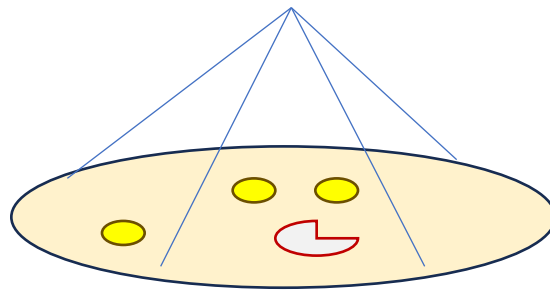
Heavy duty paper plate

String or twine

Overripe fruit – bananas and apples work well

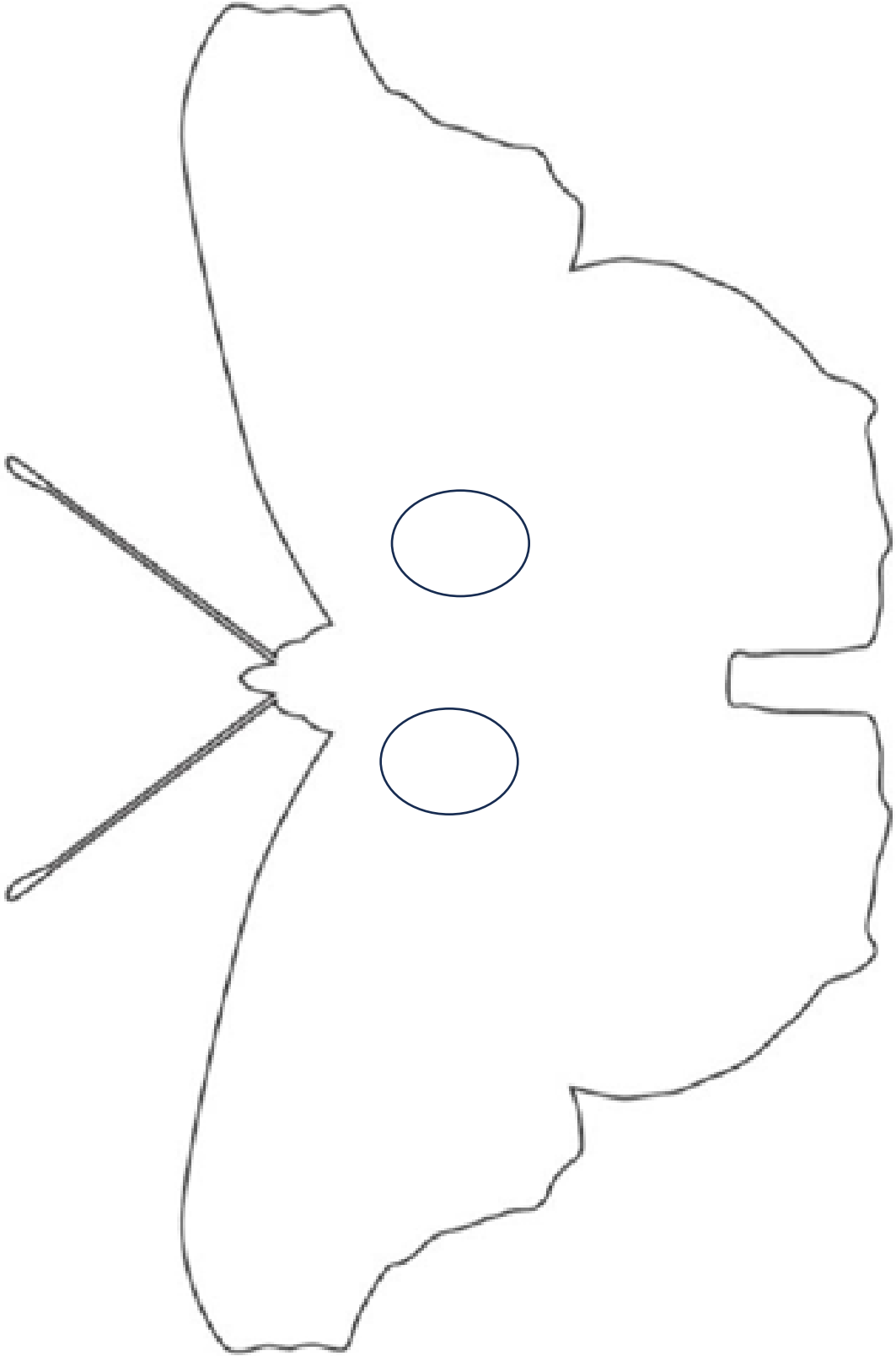
1. To make the feeder, start by hole punching four holes evenly spaced around the edge of your plate.

2. Next, cut four pieces of string the same length. Thread each string through the four different holes and tie them to the plate.
3. Tie the string together over the plate and make sure the string length is equal so that the plate hangs level.
4. It's best to hang the butterfly feeder in a shady spot, but make sure it's safe from predators.
5. Place your butterfly food of choice on the plate



### **Make a butterfly mask**

1. Using the following template – use card stock to make the mask
2. Cut out the eye holes
3. Color it with marking pens or crayons
4. Glue a craft stick or chop stick on one side for holding your mask in front of your face or make holes on each side and use a ribbon threaded through the holes





## FUN FACTS ABOUT BEES and BUTTERFLIES

- Bees have five eyes and six legs.
- There are more than 270 species of native bees in Maine
- Bees can see all colors except red.
- Many of the stings we get are from wasps which are not bees at all.
- Bees are hairy, with fat rear legs and a thick waist. Wasps are smooth with skinny rear legs and a thin waist.



- Butterflies taste with their feet!
- Butterflies are on every continent except Antarctica
- Butterflies vary in size – the biggest is the *Queen Alexandra birdwing* with a wingspan of 11 inches. With a wingspan of 0.5 inch the *Western pygmy blue* is the smallest known butterfly in the world.

## Make a bee hotel

Pollinators including bees are the hardest working bugs out there, and sometimes they need a rest. Create a safe environment for the bees in your yard.

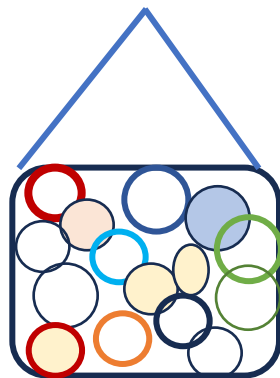
### THINGS YOU'LL NEED:

Cardboard milk or orange juice container

Craft paper

String or Yarn

1. Wash and dry the cardboard milk or orange juice container
2. Cut off top but leave bottom to protect bees from predators
3. Roll craft paper into cigar shape lengths and fill the container with these
4. Hang from tree



*These pages have been created by the Stanton Bird Club Lewiston, ME*